


# Safety Sami Says: Be Safe While Walking!




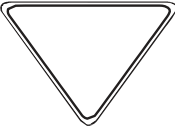







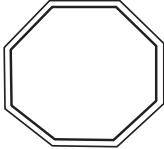


**Be Safe!**  
" Always cross the street at the corner and wait until the pedestrian signal appears. Then cross the street at the cross walk! "



- Never play in driveways, streets, or parking lots.
- Ask an adult to help you get a ball, toy, pet, or anything else that has gone out into the street. Never run out into the street alone.
- Wear brightly colored or reflective clothing or reflectors when it is dark, raining, or snowing.
- Always walk on the sidewalk. If there is not a sidewalk, walk facing the traffic and stay over to the side of the street as far as possible from oncoming cars.
- Learn and obey all traffic lights, signs, and signals so that you know when it is safe to walk across the street.
- Always cross the street at a corner or crosswalk, cross only when you have a green light or the walk signal.
- Always look left, right, and left and also behind you before you cross the street.

**Can you name the different traffic safety signs in your neighborhood and tell what they mean? Draw a line from the traffic safety sign on the left to the matching shape on the right.**

			
School Crossing	Stop Sign		
			
Speed Limit Sign	Pedestrian Crossing		
			
Yield Sign	Railroad Crossing		